

































**Afmetingen: breedte 40,0 x hoogte 28,7 cm bij 5,5 kruissteken per cm.  
(borduur over 1 draad)**



## Kleurenlijst

Hieronder staat aangegeven welke kleuren u nodig heeft om dit patroon uit te werken tot een prachtig kunstwerk!

Symbol	Merk / Brand	No.	Count (Aantal)
8	DMC	01	1028 (1)
	DMC	03	809 (1)
	DMC	04	623 (1)
	DMC	08	717 (1)
	DMC	156	720 (1)
	DMC	310	433 (1)
	DMC	322	563 (1)
	DMC	334	1139 (1)
	DMC	407	454 (1)
	DMC	414	939 (1)
7	DMC	415	587 (1)
	DMC	420	192 (1)
3	DMC	422	488 (1)
	DMC	520	876 (1)
	DMC	580	713 (1)
	DMC	611	300 (1)
	DMC	632	782 (1)
	DMC	732	258 (1)
0	DMC	733	162 (1)
	DMC	792	794 (1)
	DMC	794	786 (1)
	DMC	799	783 (1)
	DMC	801	381 (1)
	DMC	803	324 (1)
	DMC	809	841 (1)
	DMC	813	642 (1)
	DMC	825	517 (1)
	DMC	831	191 (1)
5	DMC	833	141 (1)
	DMC	840	450 (1)
	DMC	844	634 (1)
	DMC	895	741 (1)
	DMC	904	1095 (1)
1	DMC	927	552 (1)
	DMC	934	1848 (1)
	DMC	935	1074 (1)
	DMC	936	877 (1)
	DMC	939	352 (1)

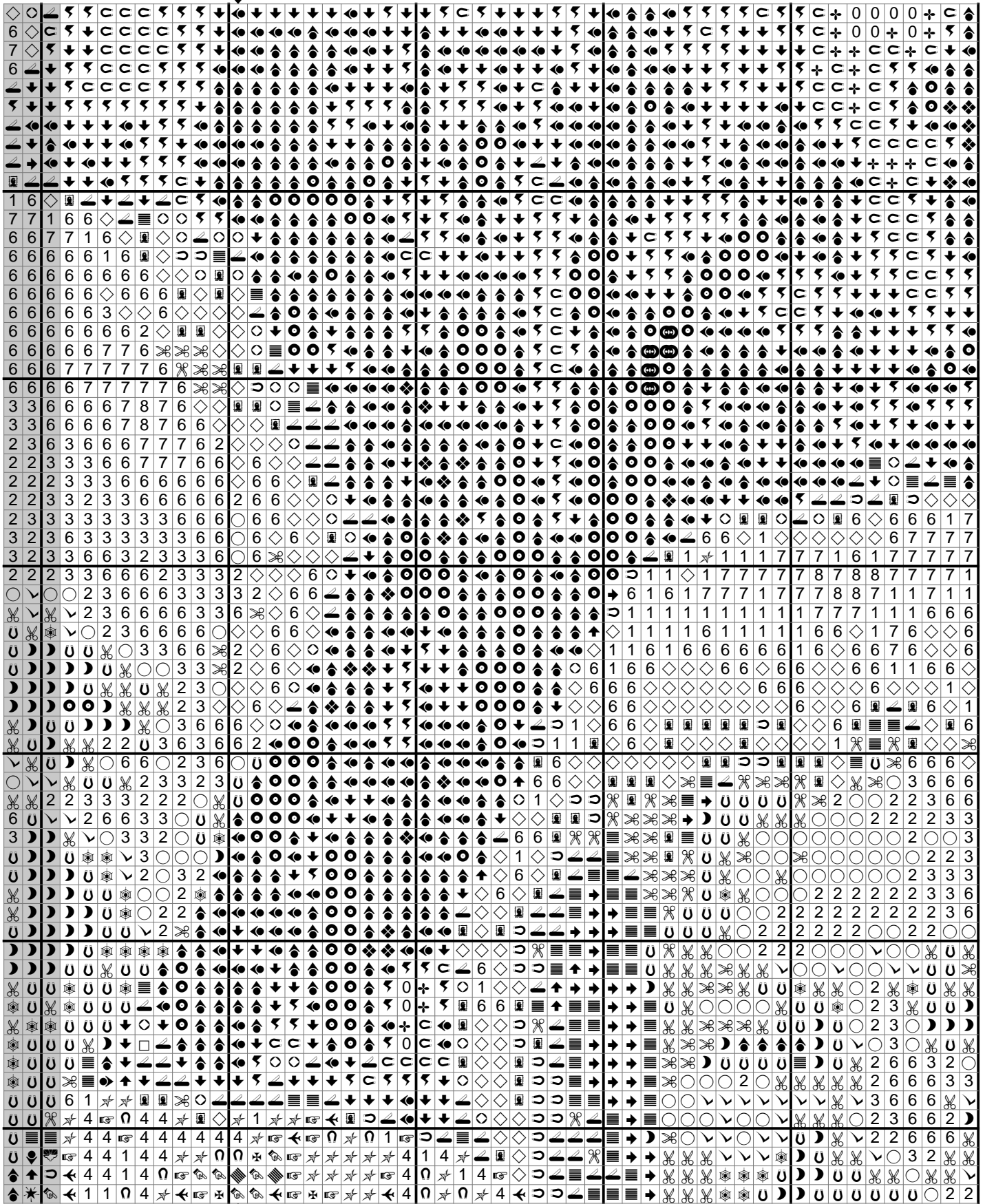
Symbol	Merk / Brand	No.	Count (Aantal)
◇	DMC	3011	318 (1)
➔	DMC	3031	481 (1)
◇	DMC	3032	1231 (1)
2	DMC	3064	437 (1)
⦿	DMC	3371	1621 (1)
✓	DMC	3722	174 (1)
4	DMC	3752	1171 (1)
✝	DMC	3755	1336 (1)
✂	DMC	3772	523 (1)
●➔	DMC	3799	302 (1)
✱	DMC	3807	668 (1)
6	DMC	3864	1692 (1)





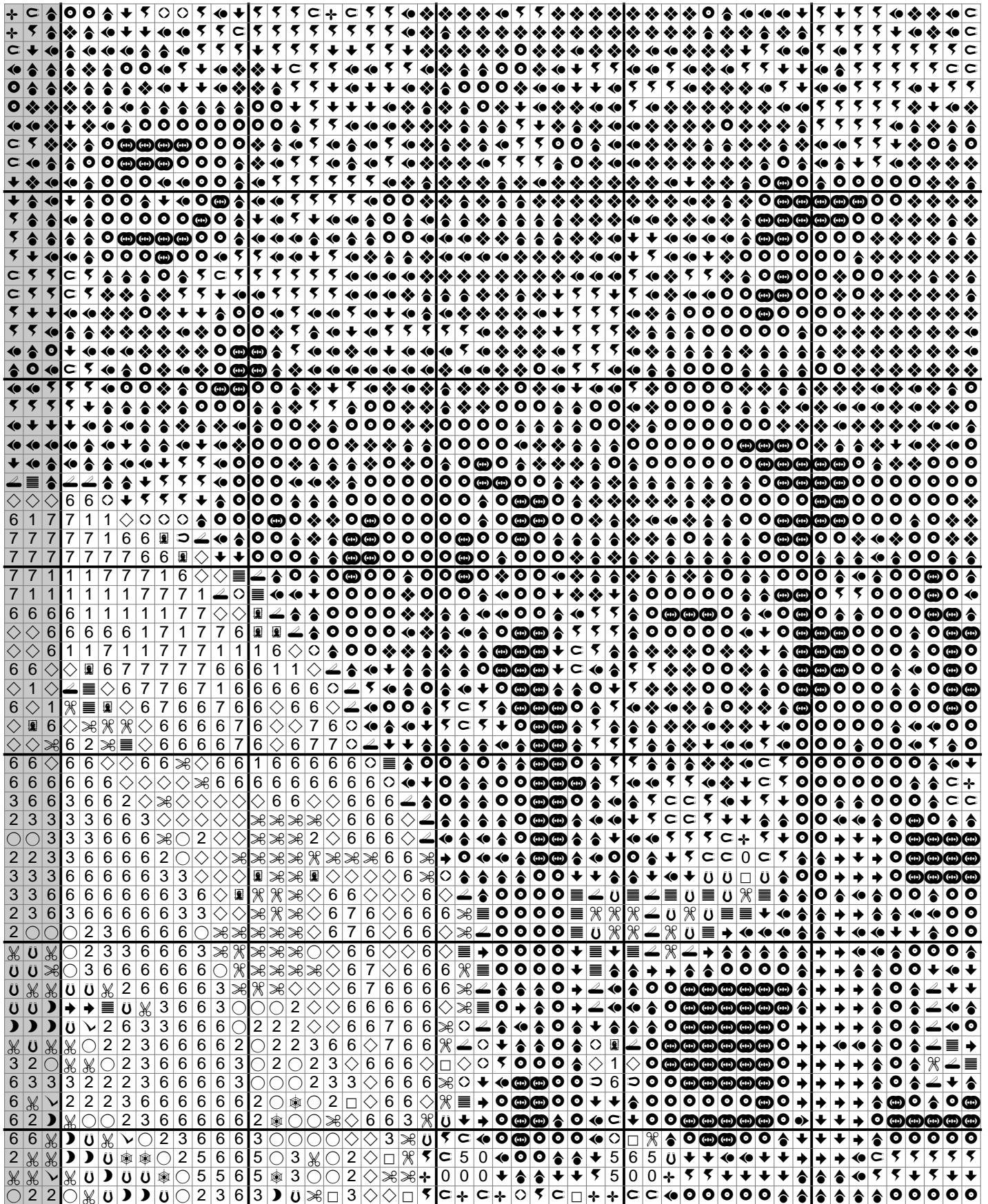
Rij: 1 - Kolom: 3

Let op: Gearceerde vlakken overlappen met vorige pagina's.




Rij: 1 - Kolom: 4

Let op: Gearceerde vlakken overlappen met vorige pagina's.



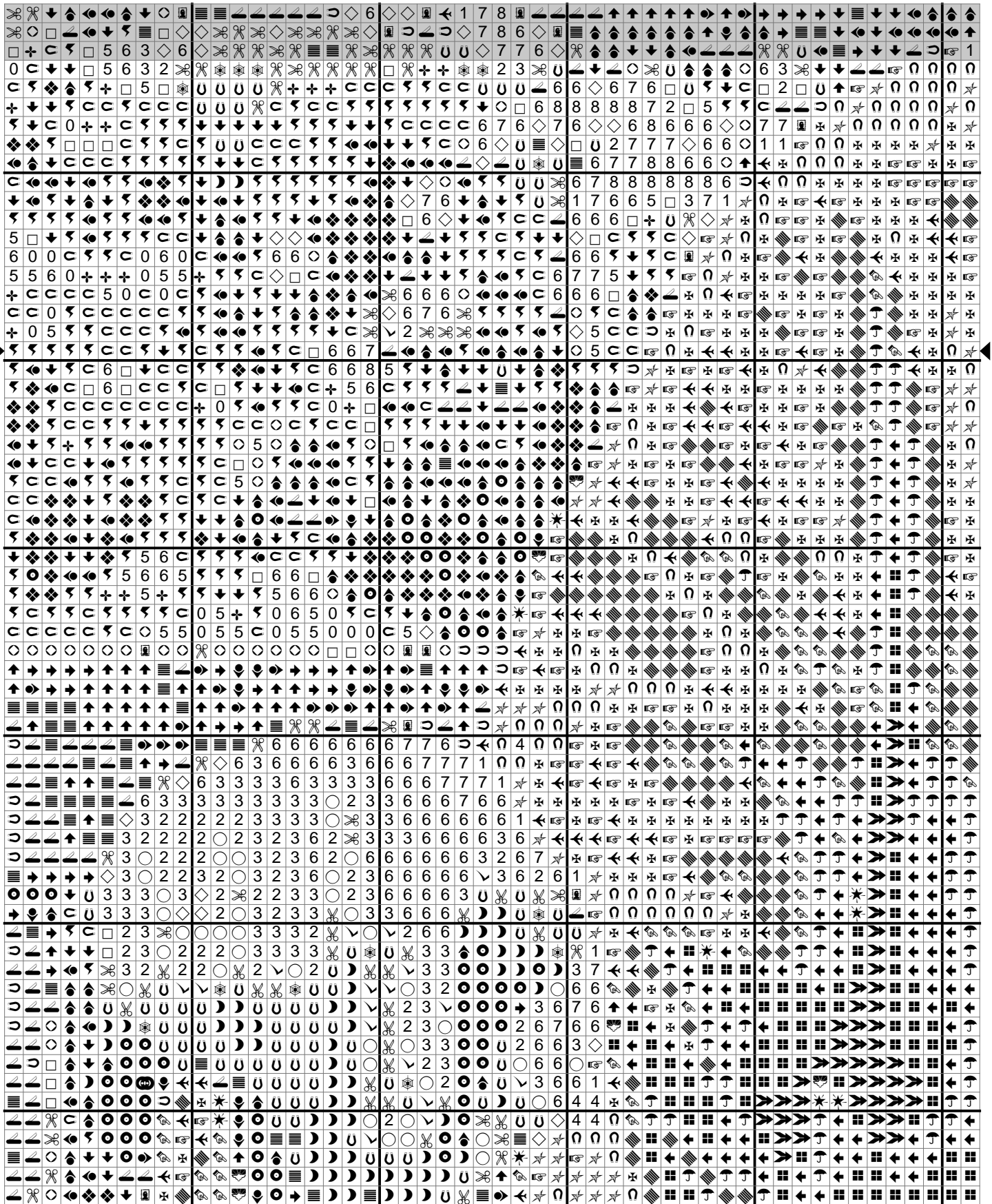
Rij: 1 - Kolom: 5 ( (Rechterbovenhoek))

Let op: Gearceerde vlakken overlappen met vorige pagina's.




Rij: 2 - Kolom: 1

Let op: Gearceerde vlakken overlappen met vorige pagina's.



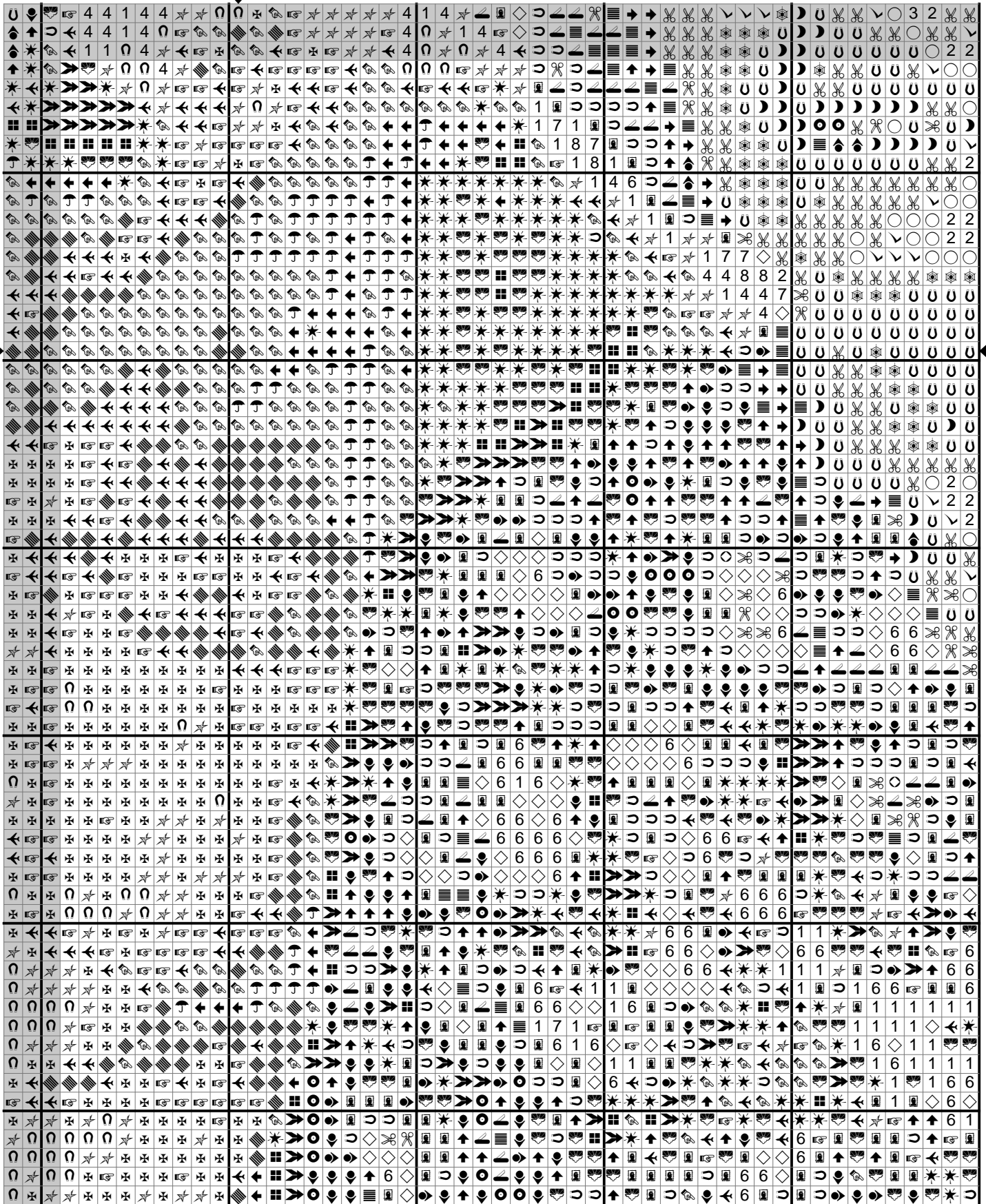
Rij: 2 - Kolom: 2

Let op: Gearceerde vlakken overlappen met vorige pagina's.



Rij: 2 - Kolom: 3

Let op: Gearceerde vlakken overlappen met vorige pagina's.









Rij: 3 - Kolom: 1

Let op: Gearceerde vlakken overlappen met vorige pagina's.




Rij: 3 - Kolom: 2

Let op: Gearceerde vlakken overlappen met vorige pagina's.



Rij: 3 - Kolom: 3

Let op: Gearceerde vlakken overlappen met vorige pagina's.



Rij: 3 - Kolom: 4

Let op: Gearceerde vlakken overlappen met vorige pagina's.

